

JESUS IS BURIED

John 19:31-42

John 19

³¹Now it was the day of Preparation, and the next day was to be a special Sabbath. Because the Jews did not want the bodies left on the crosses during the Sabbath, they asked Pilate to have the legs broken and the bodies taken down. ³²The soldiers therefore came and broke the legs of the first man who had been crucified with Jesus, and then those of the other. ³³But when they came to Jesus and found that he was already dead, they did not break his legs. ³⁴Instead, one of the soldiers pierced Jesus' side with a spear, bringing a sudden flow of blood and water. ³⁵The man who saw it has given testimony, and his testimony is true. He knows that he tells the truth, and he testifies so that you also may believe. ³⁶These things happened so that the scripture would be fulfilled: "Not one of his bones will be broken," ³⁷and, as another scripture says, "They will look on the one they have pierced."

³⁸Later, Joseph of Arimathea asked Pilate for the body of Jesus.

Now Joseph was a disciple of Jesus, but secretly because he feared the Jews. With Pilate's permission, he came and took the body away. ³⁹He was accompanied by Nicodemus, the man who earlier had visited Jesus at night. Nicodemus brought a mixture of myrrh and aloes, about seventy-five pounds. ⁴⁰Taking Jesus' body, the two of them wrapped it, with the spices, in strips of linen. This was in accordance with Jewish burial customs. ⁴¹At the place where Jesus was crucified, there was a garden, and in the garden a new tomb, in which no one had ever been laid. ⁴²Because it was the Jewish day of Preparation and since the tomb was nearby, they laid Jesus there.

JESUS IS BURIED

John 19:31-42

POSSIBLE POINTS	MY POINTS	QUESTIONS
5		1.) What did the soldiers do to Jesus' body?
5		2.) What did Joseph and Nicodemus do with Jesus' body?
5		3.) What did the soldiers do to the men on the other two crosses?
5		4.) Why do you think Nicodemus came to help prepare Jesus' body for burial?

POSSIBLE POINTS	MY POINTS	MEMORY VERSE
10		<p>“For the wages of sin is death, but the gift of God is eternal life in Christ Jesus our Lord.”</p> <p style="text-align: right;">Romans 6:23</p>

POSSIBLE POINTS	MY POINTS	HOME CONNECTION	PARENT/GUARDIAN SIGNATURE
5		<i>I have read, or been read, the passage of scripture for this week.</i>	
5		<i>I have answered the questions aloud to an adult at home this week.</i>	
10		<i>I have recited the memory verse out loud to an adult at home this week.</i>	

TOTAL POINTS	CLUB CONNECTION
	<p>LEADER'S SIGNATURE _____ DATE ____/____/____</p>

JESUS IS BURIED

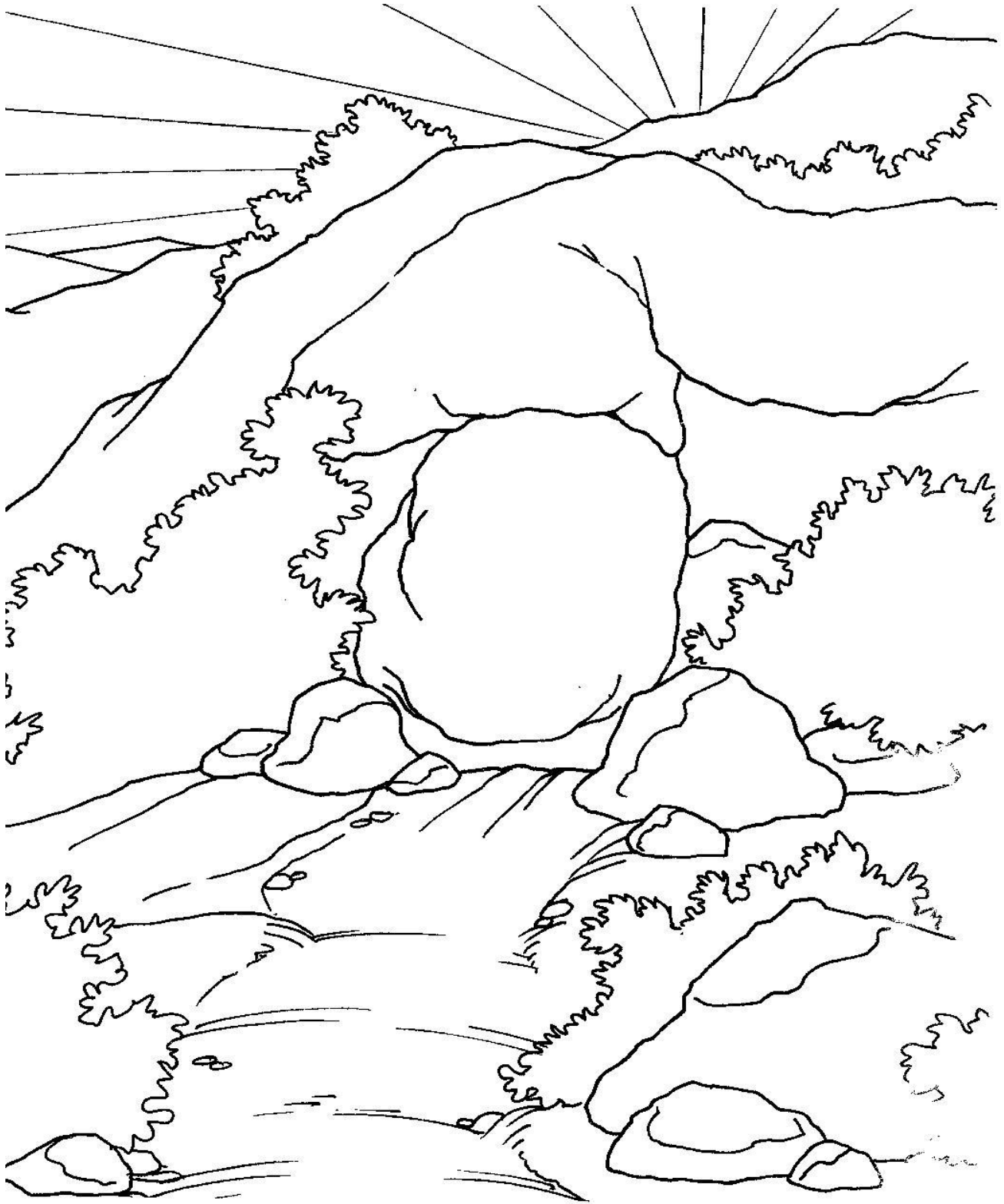
John 19:31-42



Picture from *The Bible in Pictures for Little Eyes* by Kenneth N. Taylor. Moody Press: Copyright © 1956.

JESUS IS BURIED

John 19:31-42



Jesus' body is placed in a new tomb

JESUS IS BURIED

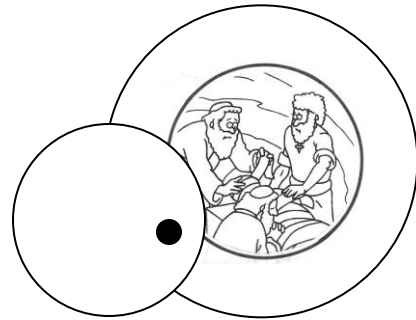
John 19:31-42

CRAFT/ACTIVITY: TOMBS

Students will make tombs to remind them that after Jesus died on the cross for their sins, his body was prepared and placed in a new tomb.

MATERIALS

1. White Copy Paper
2. Paper Plates
3. Paper Clips
4. Tomb Pattern
5. Crayons or Markers
6. Paper Fasteners
7. Glue
8. Scissors
9. Hole Punch
10. Green Easter Grass
11. Stapler (optional)



DIRECTIONS

1. Make copies of the “Tomb Pattern” for each student.
2. Cut out the center circle of a paper plate. Set circle aside. This will become the boulder for the tomb (see figure a).
3. Have students color the picture of the people preparing Jesus’ body for burial. Have them color the paper plate with the hole in it and the cut-out circle brown (see figure b).
4. Glue Easter Grass to the bottom third of the plate (see figure b).
5. Glue the picture to the plate that is whole. Glue both plates together. Use paper clips to hold the plates together (see figure c). Optional: Use a stapler to fasten the plates together.
6. Punch holes in the top plate and the “boulder”. Fasten the boulder to the top plate (see figure d).

FOR DISCUSSION

As students are making their “tombs”, remind them that this is not the end of the story. On Easter Sunday, Jesus rose from the dead!

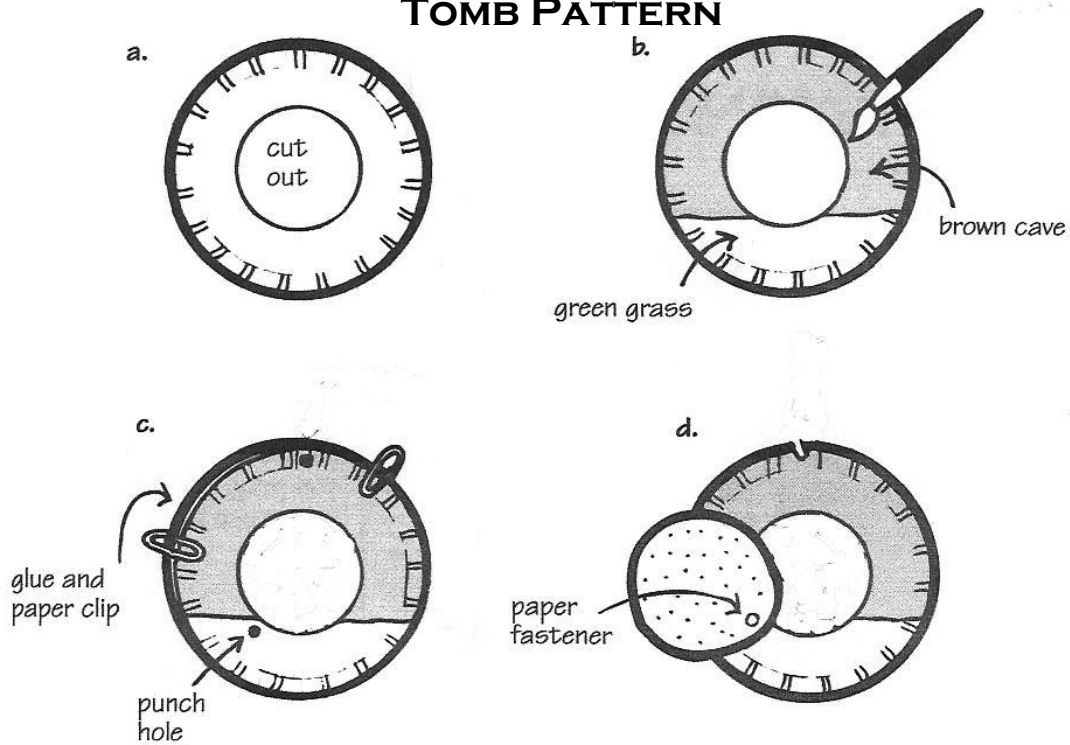
MEMORY VERSE

“For the wages of sin is death, but the gift of God is eternal life in Christ Jesus our Lord.” Romans 6:23

JESUS IS BURIED

John 19:31-42

TOMB PATTERN



JESUS IS BURIED

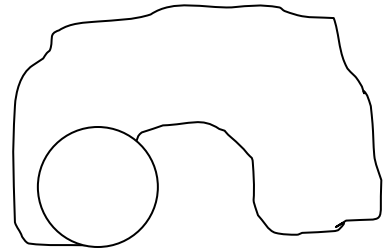
John 19:31-42

CRAFT/ACTIVITY: TOMBS

Students will make tombs to remind them that after Jesus died on the cross for their sins, his body was prepared and placed in a new tomb.

MATERIALS

1. Clay or Playdough
2. Paper Plates



DIRECTIONS

1. Give each student a generous amount of clay or Playdough to shape into a tomb.
2. Have students use their fingers to make an indentation in the tomb.
3. Roll a piece of clay or playdough into a ball.
4. Place the tomb on a paper plate. Set the ball near the opening of the tomb.

FOR DISCUSSION

As students are making their “tombs”, remind them that this is not the end of the story. On Easter Sunday, Jesus rose from the dead!

TIME NEEDED TO COMPLETE

Approximately 10 minutes


MEMORY VERSE

“For the wages of sin is death, but the gift of God is eternal life in Christ Jesus our Lord.” Romans 6:23

JESUS IS BURIED

John 19:31-42

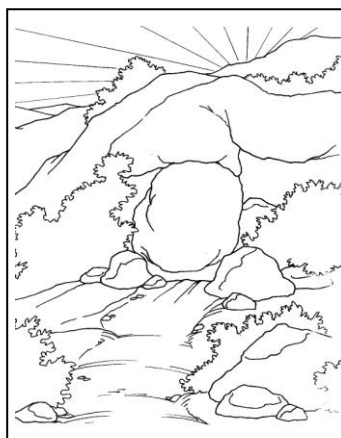
Directions: Write a short summary of the bible story. You may look back in your bible for help. When you finish, draw a picture in the box.



THE BIBLE TIMES HERALD

A SPECIAL REPORT ON JOHN 19:31-42

JESUS IS BURIED



It was the day before the Sabbath. The Jews did not want any bodies left hanging on the crosses. They asked Pilate to have the legs broken and the bodies taken down. The

soldiers broke the legs of the two criminals on either side of Jesus. When they came to Jesus, he was already dead so they did not break his legs. Instead, one of the soldiers took a spear and pierced Jesus' side. Water and blood flowed from his body. These things happened so that scripture would be fulfilled: "Not one of his bones will be broken," and, "They will look on the one they have pierced."

Joseph of Arimathea was seen asking Pilate for Jesus' body. Joseph and Nicodemus, the man who earlier visited Jesus at night, took Jesus' body away. Nicodemus mixed aloes and myrrh and wrapped Jesus' body with strips of linen. His body was placed in a new tomb in the garden.

For more on this story, read John 19:31-42 in your Bible.

QUESTIONS

1. Why did the soldiers do to Jesus' body?
2. What did they do to the criminals' legs?
3. What did Joseph and Nicodemus do with Jesus' body?
4. Why do you think Nicodemus came to help bury Jesus?

MEMORY VERSE

"For the wages of sin is death, but the gift of God is eternal life in Christ Jesus our Lord." Romans 6:23

WORD SEARCH

E Z P E M Y R R H G
V A M W R T V M C B
N I C O D E M U S U
S V S Q L P D U T R
S A B E I I S H O I
O L B L C E N P M E
R L A B J I I E B D
C T B Q A V P Z N C
E V P S P T H S L P
H P E S O J H A A Q

BURIED
CROSS
JESUS
JOSEPH
LINEN
MYRRH
NICODEMUS
PILATE
SABBATH
SPICES
TOMB

Ideas For Home:

Today your child learned that Jesus was buried after dying on the cross.

1. Have your child finish coloring this book.
2. Help your child learn the *Memory Verse*.
3. Practice the *Bible Story Rhyme*.
4. Read and discuss the bible story with your child.
5. Help your child realize that Jesus died for our sins and rose victoriously three days later.

Bible Story Mini Book

Jesus is Buried




John 19:31-42

Colored by: _____



Guards kept people from
going into the tomb.



Once Jesus was dead,
his body was taken off
of the cross.

Memory Verse

“...the gift of God is eternal
life...”

Romans 6:23

Bible Story Rhyme

Jesus' body was taken down,
(Pretend to lift Jesus off of the cross)

Joseph wrapped him safe and sound.
*(Pull right fist to your heart and then the
left)*

Then he put him in a tomb,
(Make an arch with your hand)

Which was like a little room.
(Make a square with your hands)



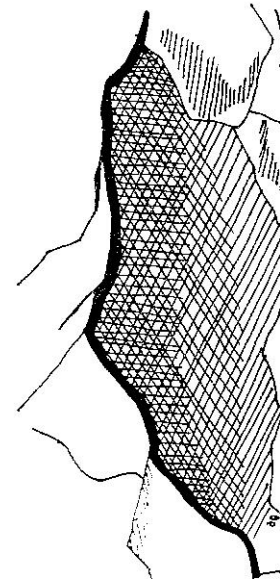
**Joseph took Jesus'
body down from the
cross and to a tomb.**

Have You Ever Sinned?

The Bible teaches that we have *all* sinned and do not measure up to God's glory. It also teaches that the price for sin is death which separates us from God. But even though we are sinners, Christ died for us and paid the price for our sin. We just need to ask him to forgive us and receive his free gift of salvation. Just pray this prayer, with a sincere heart, and Jesus will forgive you of your sins. You will become a child of God and live with Him in heaven.

“Dear Jesus,

Please forgive me for the bad things that I have done. Please come into my heart and be my Lord and savior. In your name I pray, Amen.”



**Joseph put Jesus' body in
a tomb. He wrapped
Jesus' body in cloth.**

JESUS IS BURIED

John 19:31-42

PRESCHOOL GAME

Supplies: toilet paper

Say: Jesus was wrapped in special cloth when he was buried. Today you will get a chance to wrap someone up in toilet paper to see what it might have looked like.

Choose a child to wrap up like Jesus. That child will remain standing while the others wrap him/her in toilet paper. Choose other students to be “Jesus” if time permits.

JESUS IS BURIED

John 19:31-42

PRESCHOOL BIBLE STORY RHYME



Jesus' body was taken down,
(Pretend to lift Jesus off of the cross)

Joseph wrapped him safe and sound.
(Pull right fist to your heart and then the left)

Then he put him in a tomb,
(Make an arch with your hand)

Which was like a little room.
(Make a square with your hands)