

JESUS DIES ON THE CROSS

John 19:1-30

John 19

¹Then Pilate took Jesus and had him flogged. ²The soldiers twisted together a crown of thorns and put it on his head. They clothed him in a purple robe ³and went up to him again and again, saying, “Hail, king of the Jews!” And they struck him in the face.

⁴Once more Pilate came out and said to the Jews, “Look, I am bringing him out to you to let you know that I find no basis for a charge against him.” ⁵When Jesus came out wearing the crown of thorns and the purple robe, Pilate said to them, “Here is the man!”

⁶As soon as the chief priests and their officials saw him, they shouted, “Crucify! Crucify!”

But Pilate answered, “You take him and crucify him. As for me, I find no basis for a charge against him.”

⁷The Jews insisted, “We have a law, and according to that law he must die, because he claimed to be the Son of God.”

⁸When Pilate heard this, he was even more afraid, ⁹and he went back inside the palace. “Where do you come from?” he asked Jesus, but Jesus gave him no answer. ¹⁰“Do you refuse to speak to me?” Pilate said. “Don’t you realize I have power either to free you or to crucify you?”

¹¹Jesus answered, “**You would have no power over me if it were not given to you from above. Therefore the one who handed me over to you is guilty of a greater sin.**”

¹²From then on, Pilate tried to set Jesus free, but the Jews kept shouting, “If you let this man go, you are no friend of Caesar. Anyone who claims to be a king opposes Caesar.”

¹³When Pilate heard this, he brought Jesus out and sat down on the judge’s seat at a place known as the Stone Pavement (which in Aramaic is Gabbatha). ¹⁴It was the day of Preparation of Passover Week, about the sixth hour.

“Here is your king,” Pilate said to the Jews.

¹⁵But they shouted, “Take him away! Take him away! Crucify him!”

“Shall I crucify your king?” Pilate asked.

“We have no king but Caesar,” the chief priests answered.

¹⁶Finally Pilate handed him over to them to be crucified.

So the soldiers took charge of Jesus. ¹⁷Carrying his own cross, he went out to the place of the Skull (which in Aramaic is called Golgotha). ¹⁸Here they crucified him, and with him two others—one on each side and Jesus in the middle.

¹⁹Pilate had a notice prepared and fastened to the cross. It read: JESUS OF NAZARETH, THE KING OF THE JEWS. ²⁰Many of the Jews read this sign, for the place where Jesus was crucified was near the city, and the sign was written in Aramaic, Latin and Greek. ²¹The chief priests of the Jews protested to Pilate, “Do not write ‘The King of the Jews,’ but that this man claimed to be king of the Jews.”

²²Pilate answered, “What I have written, I have written.”

²³When the soldiers crucified Jesus, they took his clothes, dividing them into four shares, one for each of them, with the undergarment remaining. This garment was seamless, woven in one piece from top to bottom.

²⁴“Let’s not tear it,” they said to one another. “Let’s decide by lot who will get it.”

This happened that the scripture might be fulfilled which said,

“They divided my garments among them and cast lots for my clothing.”

So this is what the soldiers did.

²⁵Near the cross of Jesus stood his mother, his mother’s sister, Mary the wife of Clopas, and Mary Magdalene. ²⁶When Jesus saw his mother there, and the disciple whom he loved standing nearby, he said to his mother, “**Dear woman, here is your son,**” ²⁷and to the disciple, “**Here is your mother.**” From that time on, this disciple took her into his home.

²⁸Later, knowing that all was now completed, and so that the Scripture would be fulfilled, Jesus said, “**I am thirsty.**” ²⁹A jar of wine vinegar was there, so they soaked a sponge in it, put the sponge on a stalk of the hyssop plant, and lifted it to Jesus’ lips. ³⁰When he had received the drink, Jesus said, “**It is finished.**” With that, he bowed his head and gave up his spirit.

JESUS DIES ON THE CROSS

John 19:1-30

POSSIBLE POINTS	MY POINTS	QUESTIONS
5		1.) What are some things that the people did to Jesus?
5		2.) What did the sign say above Jesus?
5		3.) What did the people do to Jesus' clothes?
5		4.) Why do you think Jesus allowed the people to crucify Him?


POSSIBLE POINTS	MY POINTS	MEMORY VERSE
10		<p>“For God so loved the world that he gave his one and only Son, that whoever believes in him shall not perish, but have eternal life.”</p> <p style="text-align: right;">John 3:16</p>

POSSIBLE POINTS	MY POINTS	HOME CONNECTION	PARENT/GUARDIAN SIGNATURE
5		<i>I have read, or been read, the passage of scripture for this week.</i>	
5		<i>I have answered the questions aloud to an adult at home this week.</i>	
10		<i>I have recited the memory verse out loud to an adult at home this week.</i>	

TOTAL POINTS	CLUB CONNECTION
	LEADER'S SIGNATURE _____ DATE __/__/__

JESUS DIES ON THE CROSS


John 19:1-30



Picture from *The Bible in Pictures for Little Eyes* by Kenneth N. Taylor. Moody Press: Copyright © 1956.

JESUS DIES ON THE CROSS

John 19:1-30



Jesus is crucified and takes away the sin of the world

JESUS DIES ON THE CROSS

John 19:1-30

CRAFT/ACTIVITY: TISSUE PAPER CROSSES

Students will make crosses to remind them of how Jesus died on a cross to take away the sin of the world.

MATERIALS

1. Cross Pattern
2. 67 lb. cardstock
3. Assorted Colors of Tissue Paper
4. Glue
5. Paper Plates
6. Pencils

Figure A



Figure B



DIRECTIONS

1. Make a copy of the “Cross Pattern” for each student onto 67 lb. cardstock.
2. Cut assorted colors of tissue paper into 1” squares.
3. Have students cut out the cross pattern.
4. Demonstrate how to crumble tissue paper squares onto the eraser portion of a pencil. See figure A.
5. Dip the eraser (with the tissue paper square covering the eraser) into white glue that has been squeezed onto a paper plate.
6. Press the glued tissue paper onto the cross pattern. Have students repeat steps 4-6 until the entire cross is covered with tissue paper. See figure B.

FOR DISCUSSION

As students are making their crosses, remind them that Jesus willingly died on the cross for their sins. Help them realize that they need to recognize that they are sinners, repent, and receive Jesus as their personal Lord and Savior. Give students a chance to pray and receive Jesus into hearts.

TIME NEEDED TO COMPLETE: Approximately 25 minutes

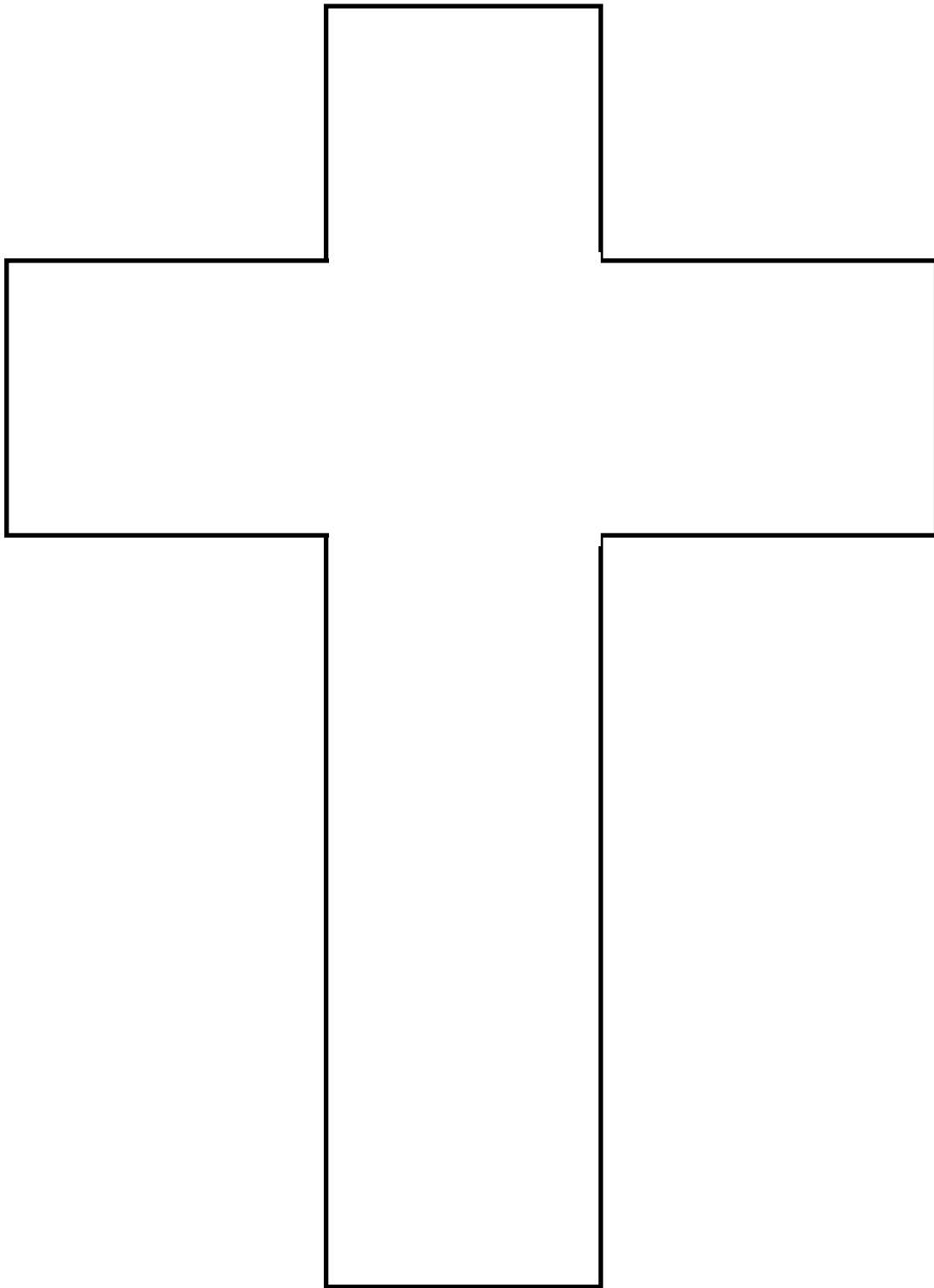
MEMORY VERSE

“For God so loved the world that he gave his one and only Son, that whoever believes in him shall not perish, but have eternal life.”
John 3:16

JESUS DIES ON THE CROSS

John 19:1-30

CROSS PATTERN



JESUS DIES ON THE CROSS


John 19:1-30

CRAFT/ACTIVITY: CROSSES

Students will make crosses to remind them of how Jesus died on a cross to take away the sin of the world.

MATERIALS

1. Paint Stir Sticks (found in paint departments of hardware stores)
2. Glue
3. Markers
4. Noodles, Sequins, Beans, etc.
5. Soda Pop Tops
6. Hacksaw



DIRECTIONS

1. Pre-cut the shorter cross piece to $\frac{3}{4}$ the size of the longer stir stick.
2. Pass out one short and one longer stir stick to each student.
3. Have students glue the stir sticks together in the shape of a cross.
4. Allow students to glue on noodles, sequins, beans, etc. to decorate their crosses.
5. Students may also use markers to decorate their crosses.
6. Glue a soda pop top to the back of the cross so that it can be hung on the wall.

FOR DISCUSSION

As students are making their crosses, remind them that Jesus willingly died on the cross for their sins. Help them realize that they need to recognize that they are sinners, repent, and receive Jesus as their personal Lord and Savior. Give students a chance to pray and receive Jesus into hearts.

TIME NEEDED TO COMPLETE:

Approximately 15 minutes

MEMORY VERSE

“For God so loved the world that he gave his one and only Son, that whoever believes in him shall not perish, but have eternal life.”

John 3:16

JESUS DIES ON THE CROSS


John 19:1-30

F E K J T R O Z O P U U P P M
I S K T A I F S J J W F Y N S
N G Q E N L V H J H D I B E Z
I D J J R S E V I G R O F S F
S E D E S N A E L C W B D I P
H P B Z P T B M E S Y G R D G
E Z B Z I F S B A G I Y C A K
D C R K Q A V D E I D N G R B
F T S I R H C S U S E J S A U
H C B C D D O O L B P D R P B
A Q T I R I P S W E Z E G B C
W I B T J Y M S L E W K N O R
C R U C I F I E D V B C G F O
B W E I Q Y A V Z A M O Z L S
P Z F O B M A L B S W M J L S

BLOOD
CLEANSED
CROSS
CRUCIFIED
DIED

FINISHED
FORGIVE
JESUS CHRIST
LAMB
MOCKED


PARADISE
SAVE
SINS
SPIRIT



THE BIBLE TIMES HERALD

A SPECIAL REPORT ON JOHN 19:1-30

JESUS DIES ON THE CROSS



Pilate was seen having Jesus flogged. A crown of thorns was placed on his head and the soldiers clothed him in a purple robe. They were making fun of Jesus. They also hit Jesus in the face.

Pilate told the Jews that he could find no reason for having Jesus killed. The Jews didn't care. They shouted, "Crucify him!"

"He *claimed* to be the Son of God. He must die," the Jews said.

The soldiers took Jesus to be crucified between two criminals. Pilate made a sign that said: JESUS OF NAZARETH, THE KING OF THE JEWS. The sign was hung on the cross with Jesus.

When they crucified Jesus, the soldiers took his clothes.

Near the cross of Jesus stood his mother and other women who loved him.

Jesus said he was thirsty, so a sponge soaked with wine vinegar was lifted to Jesus' lips.

When Jesus was done drinking, he said, "It is finished." Then he bowed his head and his spirit left his body.

To find out more, check out John 19:1-30.

QUESTIONS

1. What did the soldiers do to Jesus?
2. What was written on the sign that was hung on Jesus' cross?
3. What did Jesus drink before he died?
4. Why do you think Jesus died on the cross for us?

MEMORY VERSE

"For God so loved the world that he gave his one and only Son, that whoever believes in him shall not perish, but have eternal life." John 3:16

FILL IN THE BLANKS

God's	son	Jesus
crucify	thorns	Pilate

_____ had Jesus flogged.

A crown of _____ was placed on his head. The Jews shouted,

"_____ him!" They thought _____ was just saying that he

was God's _____. We know that Jesus really is _____ son!


Ideas For Home:

Today your child learned that Jesus died on a cross for their sins.

1. Have your child finish coloring this book.
2. Help your child learn the *Memory Verse*.
3. Practice the *Bible Story Rhyme*.
4. Read and discuss the bible story with your child.
5. Encourage your child to trust and follow after Christ.


Bible Story Mini Book

Jesus Dies on the Cross



John 19:1-30

Colored by: _____



Some ladies were sad to see
Jesus hanging on the cross.



The soldiers put a crown
on Jesus' head.

Memory Verse

“For God so loved the world...”
John 3:16


Bible Story Rhyme

Jesus died for you and me,
(Point to others and then yourself)

There he hung upon a tree.
(Pretend to hang on a cross)

He will take away your sin,
(Pretend to wash your hands)

If you ask him to come in.
(Point to your heart)




They hung a sign above
Jesus' head that said
"King of the Jews."

Have You Ever Sinned?

The Bible teaches that we have *all* sinned and do not measure up to God's glory. It also teaches that the price for sin is death which separates us from God. But even though we are sinners, Christ died for us and paid the price for our sin. We just need to ask him to forgive us and receive his free gift of salvation. Just pray this prayer, with a sincere heart, and Jesus will forgive you of your sins. You will become a child of God and live with Him in heaven.

"Dear Jesus,

Please forgive me for the bad things that I have done. Please come into my heart and be my Lord and savior. In your name I pray, Amen."



The soldiers hung Jesus on the cross with two criminals. Jesus chose to die for our sins.

JESUS DIES ON THE CROSS

John 19:1-30

PRESCHOOL GAME

Supplies: index cards, brown construction paper, tape, scissors


Cut strips of brown construction paper. Tape them on the wall in the shape of a cross. Give each child an index card. Have them draw a picture or help them write down something they have done that is wrong.

Say: Now let's tape our cards to the cross. Each of these bad things that we've done is called sin. When Jesus died on the cross, he paid for your sins and mine. One at a time, pull the cards off of the cross, talk about them, and then cut them into pieces. Repeat until all "sins" are cut up.

JESUS DIES ON THE CROSS

John 19:1-30

PRESCHOOL BIBLE STORY RHYME



Jesus died for you and me,
(Point to others and then yourself)

There he hung upon a tree.
(Pretend to hang on a cross)

He will take away your sin,
(Pretend to wash your hands)

If you ask him to come in.
(Point to your heart)