

# JESUS MAKES A DEAD GIRL LIVE

*Mark 5:35-43*

## Mark 5

<sup>35</sup>While Jesus was still speaking, some men came from the house of Jairus, the synagogue ruler. “Your daughter is dead,” they said. “Why bother the teacher any more?”

<sup>36</sup>Ignoring what they said, Jesus told the synagogue ruler, “Don’t be afraid; just believe.”

<sup>37</sup>He did not let anyone follow him except Peter, James and John the brother of James. <sup>38</sup>When they came to the home of the synagogue ruler, Jesus saw a commotion, with people crying and wailing loudly.

<sup>39</sup>He went in and said to them, “Why all this commotion and wailing? The child is not dead but

asleep.” <sup>40</sup>But they laughed at him.

After he put them all out, he took the child’s father and mother and the disciples who were with him, and went in where the child was. <sup>41</sup>He took her by the hand and said to her, “*Talitha koum!*” (which means, “Little girl, I say to you, get up!”).

<sup>42</sup>Immediately the girl stood up and walked around (she was twelve years old). At this they were completely astonished. <sup>43</sup>He gave strict orders not to let anyone know about this, and told them to give her something to eat.

# JESUS MAKES A DEAD GIRL LIVE

*Mark 5:35-43*

POSSIBLE POINTS	MY POINTS	QUESTIONS
5		1.) What was the problem in the story?
5		2.) What did Jesus tell the synagogue ruler?
5		3.) What did Jesus say and do to help the girl?
5		4.) Why do you think the people watching were so amazed?


POSSIBLE POINTS	MY POINTS	MEMORY VERSE
10		<p>“...Don’t be afraid; just believe.”</p> <p>Mark 5:36</p>

POSSIBLE POINTS	MY POINTS	HOME CONNECTION	PARENT/GUARDIAN SIGNATURE
5		<i>I have read, or been read, the passage of scripture for this week.</i>	
5		<i>I have answered the questions aloud to an adult at home this week.</i>	
10		<i>I have recited the memory verse out loud to an adult at home this week.</i>	

TOTAL POINTS	CLUB CONNECTION
	LEADER’S SIGNATURE _____ DATE __/__/__

# JESUS MAKES A DEAD GIRL LIVE

*Mark 5:35-43*



Picture from *The Bible in Pictures for Little Eyes* by Kenneth N. Taylor. Moody Press: Copyright © 1956.

# JESUS MAKES A DEAD GIRL LIVE

*Mark 5:35-43*



*Jesus tells the girl to get up*

# JESUS MAKES A DEAD GIRL LIVE


*Mark 5:35-43*

## CRAFT/ACTIVITY: PEEL AWAY STORYBOARDS

Students will make peel away storyboards to help them recall key events from the story.

### MATERIALS

1. 67 lb. White Cardstock
2. Peel Away Storyboard Patterns
3. Scissors
4. Crayons, Markers, or Colored Pencils
5. Glue



### DIRECTIONS

1. Make copies of the Peel Away Story Board Patterns (two pages) onto 67 lb. cardstock for each of your students.
2. Have students color the page with the picture on it. The page with the writing does not need to be colored.
3. Cut around the outside edge of the sentence strips rectangle (do not cut along the dotted line). Cut along the dividing lines between each strip being careful to stop at the dotted line.
4. Apply glue to the right side of the sentence strips rectangle between the dotted line and the edge (do not apply glue to the sentences strips themselves).
5. Turn the rectangle over and attach the word strips over the coloring page (word side down).
6. Peel back each strip to retell the story.

### FOR DISCUSSION

As students are working on their peel away storyboards, remind them that Jesus told Jairus not to be afraid; just believe. Encourage students to put their trust in the Lord for all their concerns.

### TIME NEEDED TO COMPLETE:

Approximately 15 minutes

### MEMORY VERSE

*"...Do not be afraid; just believe." Mark 5:36*

# JESUS MAKES A DEAD GIRL LIVE

*Mark 5:35-43*

Glue Here





# JESUS MAKES A DEAD GIRL LIVE

*Mark 5:35-43*

PEEL AWAY STORYBOARD PATTERN


<b>Jairus begged Jesus to heal his daughter.</b>	Glue here
<b>Jesus agreed to help Jairus's daughter.</b>	
<b>Jairus's servants ran to tell him his daughter had died.</b>	
<b>Jesus told Jairus to believe.</b>	
<b>Jesus went into the girl's room.</b>	
<b>Jesus told the girl to stand up, and she did!</b>	

# JESUS MAKES A DEAD GIRL LIVE

## *Mark 5:35-43*

## The Challenge

When Jairus's daughter got sick, he asked Jesus for help. Start at the G and go around the circle clockwise, skipping every other letter as you go; go in the opposite direction when you get to the arrow. On the blank lines, write the letters you hit, until you use all the letters. You'll find a way God shows love to us.



## The Super Challenge

Circle all the things wrong in this picture.



# THE BIBLE TIMES HERALD

A SPECIAL REPORT ON MARK 5:35-43

## JESUS MAKES A DEAD GIRL LIVE



Jesus was speaking to the crowd when some men from the house of Jairus came and told the synagogue ruler that his daughter was dead.

Jesus ignored what the men said to Jairus and told him, "Don't be afraid; just believe."

Jesus, Peter, James, and John went to the home of Jairus. When they arrived, people were crying and wailing loudly.

Jesus said to the crowd, "Why all this commotion and wailing? The child is not dead, but asleep." The people just laughed at Jesus.

After Jesus cleared out the house, he took the child's father and mother and the disciples that were with him, and went in where the child was.

Jesus said, "Little girl, I say to you, get up!"

Immediately the 12 year old girl stood up and walked around. At this they were completely amazed. Jesus told them not to tell anyone what had just happened. Then Jesus told them to give the girl something to eat.

To find out more, read Mark 5:35-43 in your Bible.

## QUESTIONS

1. What was the problem in the story?
2. What did Jesus tell the synagogue ruler?
3. What did Jesus say and do to help the girl?
4. Why do you think the people who were watching were so amazed?

## MEMORY VERSE

"...Don't be afraid; just believe."

Mark 5:36

## CROSS OFF THE LETTERS

Cross out every other letter. Write the remaining letters on the lines below to reveal the hidden message.

~~J~~~~Q~~~~E~~~~P~~~~S~~~~T~~~~U~~~~Q~~~~S~~~~U~~~~H~~~~L~~~~E~~~~S~~~~A~~~~Q~~  
~~L~~~~H~~~~E~~~~S~~~~D~~~~V~~~~A~~~~I~~~~D~~~~J~~~~E~~~~H~~~~A~~~~H~~~~D~~~~A~~  
~~G~~~~V~~~~I~~~~Y~~~~R~~~~E~~~~L~~

J \_ \_ \_ \_

\_ \_ \_ \_ \_

\_ \_ \_ \_ \_