


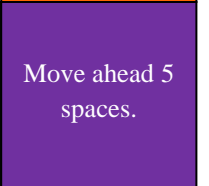






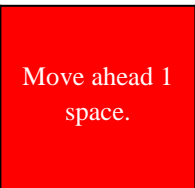







THE BIBLE

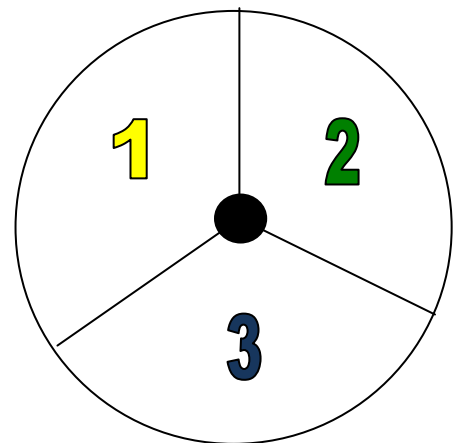




STORY GAME



Place deck of game cards face down here.



THE BIBLE STORY GAME

Assembly Instructions:

Print the game board in color, if possible. Cut the right side of the game board along the gray line. Glue both parts of the game board to a manila file folder. Glue this instruction page to the back of the game board. Use a paper brad and a small paper clip to make a spinner for your game board. Use candy (M&Ms, Skittles, Smarties, etc.) or other small objects as markers.

How to Play *The Bible Story Game*:

Number of Players: 2-3

1. Place the 16 game cards face down on the game board. Place a marker for each player on the space marked "START".
2. Each player spins the paper clip spinner to determine who plays first. The player with the highest number goes first, the player with the second highest number goes next, and so on.
3. The first player draws a card from the deck. The first player reads the question aloud and then states the correct answer aloud. If the answer is correct, the first player spins the paper clip spinner and moves the appropriate number of spaces. If the player lands on a box with instructions, the instructions must be followed before the next player takes his/her turn. If the answer is incorrect, the player does not spin or move his/her marker.
4. Repeat step 3 for each player.
5. If you run out of game cards, you may simply spin the spinner when it is your turn and move the appropriate number of boxes.
6. The game ends when one of the two situations occur:
 - a.) a player reaches the end of the game board
 - b.) the time allotted for game play has ended
7. The winner is the first person to land on the "FINISH" space or is the player that has advanced the farthest on the game board when the time allotted for game play has ended.

What was the problem in the bible story?

How was the problem solved in the bible story?

Describe the setting in the bible story.

Who were the male characters in the bible story?

What is something from the bible story that I can apply to my life?

What is the scripture reference for the bible story?

Summarize the bible story in 3 sentences or less.

Pick a character from the bible story. Describe the character using only three words.

What is one thing that you learned from the bible story?

Choose a scene from the bible story. Act it out in one minute or less. If someone can guess what scene you are acting out, you may spin the spinner.

Summarize the bible story using 10 words or less.

If you were to tell this bible story to a younger brother or sister, what is the one thing that you would want him or her to know?

Who were the female characters in the bible story (if any)?

Describe the part of the bible story that was the most interesting to you.

If you could interview one of the characters from the bible story, what would you ask?

What lesson can be learned from the bible story?