

# THE LOST SHEEP

*Luke 15:1-7*

Luke 15

<sup>1</sup>Now the tax collectors and “sinners” were all gathering around to hear him. <sup>2</sup>But the Pharisees and the teachers of the law muttered, “This man welcomes sinners and eats with them.”

<sup>3</sup>Then Jesus told them this parable:

<sup>4</sup>“Suppose one of you has a hundred sheep and loses one of them. Does he not leave the ninety-nine in the open country and go after the lost sheep until he

finds it? <sup>5</sup>And when he finds it, he joyfully puts it on his shoulders <sup>6</sup>and goes home. Then he calls his friends and neighbors together and says, ‘Rejoice with me; I have found my lost sheep.’ <sup>7</sup>I tell you that in the same way there will be more rejoicing in heaven over one sinner who repents than over ninety-nine righteous persons who do not need to repent.

# THE LOST SHEEP

*Luke 15:1-7*

POSSIBLE POINTS	MY POINTS	QUESTIONS
5		1.) Who are the "sheep" in the story?
5		2.) Who is the "shepherd" in the story?
5		3.) Why wasn't the shepherd as concerned about the 99 sheep?
5		4.) Why do you think the shepherd went after the lost sheep?


POSSIBLE POINTS	MY POINTS	MEMORY VERSE
10		<p>"I am the good shepherd. The good shepherd lays down his life for the sheep."</p> <p style="text-align: right;">John 10:11</p>

POSSIBLE POINTS	MY POINTS	HOME CONNECTION	PARENT/GUARDIAN SIGNATURE
5		<i>I have read, or been read, the passage of scripture for this week.</i>	
5		<i>I have answered the questions aloud to an adult at home this week.</i>	
10		<i>I have recited the memory verse out loud to an adult at home this week.</i>	

TOTAL POINTS	CLUB CONNECTION
	LEADER'S SIGNATURE _____ DATE ____/____/____

# THE LOST SHEEP

*Luke 15:1-7*



Picture from *The Bible in Pictures for Little Eyes* by Kenneth N. Taylor. Moody Press: Copyright © 1956.

# THE LOST SHEEP

*Luke 15:1-7*



*The shepherd counts his sheep. One is missing. The shepherd goes to look for it.*

# THE LOST SHEEP


*Luke 15:1-7*

## CRAFT/ACTIVITY: SHEEP PUPPETS

Students will make a sheep puppet to remind them of how the shepherd will leave 99 sheep that are safe to go after 1 that is lost.

### MATERIALS

1. 67 lb. Cardstock
2. Sheep Head Pattern
3. Crayons, Markers, or Colored Pencils
4. Scissors
5. Glue
6. Cotton Balls
7. Paper Lunch Sacks



### DIRECTIONS

1. Make copies of the “Sheep Head Pattern” onto 67lb. cardstock for each student.
2. Have students color the sheep head.
3. Have students cut out the sheep head on the solid black lines.
4. Allow students to glue cotton balls onto sheep head.
5. Glue the sheep head to the bottom of a paper lunch sack.
6. Glue a cotton ball on the back of the bag for a tail.
7. If time permits, hide one of the sheep puppets outside and have students look for it.

### FOR DISCUSSION

As students are working on their sheep puppets, remind them of how Jesus is like the shepherd in the parable. Jesus will go after even one lost soul. He cares enough to seek us out that we might not be lost. Jesus wants to be our Lord and Savior. Invite students to receive Christ as their Savior. Ask them to pray a prayer like, “Dear Jesus, Thank you for dying on the cross for my sins. Please forgive me for the bad things I’ve done. Please come into my heart and be my Lord and Savior. Amen.”

### TIME NEEDED TO COMPLETE:

Approximately 15 minutes


### MEMORY VERSE

*“I am the good shepherd. The good shepherd lays down his life for the sheep.” John 10:11*

# THE LOST SHEEP

*Luke 15:1-7*

**SHEEP HEAD PATTERN**






# THE LOST SHEEP

*Luke 15:1-7*

## The Challenge

The shepherd has lost a sheep, and like the Good Shepherd, he will search high and low for it. In the blanks, write the letters you find on the sheep. Read the hints for help. It's a word that tells what God feels for us.

(Hints: The first letter is a curve. The sixth and seventh letters are the same consonant. The fourth letter has a straight line and a curve in it. The last letter is a consonant made of three straight lines.)




## The Super Challenge

The shepherd is looking for one specific sheep. It looks just like the one in his picture. Can you find it? When you do, circle it.

# THE BIBLE TIMES HERALD

A SPECIAL REPORT ON LUKE 15:1-7

## THE LOST SHEEP



Tax collectors and “sinners” gathered around Jesus to hear him teach. The Pharisees and the teachers of the law

muttered, “This man welcomes sinners and eats with them.”

So Jesus told them this parable:

“Suppose one of you has one hundred sheep and one gets lost. Wouldn’t you leave the ninety-nine sheep who are safe and go after the one that is lost? And when you find the sheep, you would put the sheep on your shoulders and go home. Then you would call your friends and neighbors to celebrate that you found your lost sheep. Jesus is like a shepherd who cares for his sheep. He seeks out those who are lost. Jesus explained that there will be more rejoicing in heaven over one sinner who repents than over ninety-nine righteous persons who do not need to repent.”

To find out more, read Luke 15:1-7 in your Bible.

## QUESTIONS

1. Who are the “sheep” in the story?
2. Who is the “shepherd” in the story?
3. Why wasn’t the shepherd as concerned about the 99 sheep?
4. Why do you think the shepherd went after the lost sheep?

## MEMORY VERSE

“I am the good shepherd. The good shepherd lays down his life for the sheep.” John 10:11

## CROSS OFF THE LETTERS

Cross out every other letter. Write the remaining letters on the lines below to reveal the hidden message.

~~J~~~~Q~~~~E~~~~P~~~~S~~~~T~~~~U~~~~Q~~~~S~~~~U~~~~C~~~~L~~~~A~~~~S~~~~R~~~~Q~~  
~~E~~~~J~~~~S~~~~H~~~~F~~~~S~~~~O~~~~V~~~~R~~~~I~~~~H~~~~J~~~~I~~~~H~~~~S~~~~D~~~~S~~  
~~A~~~~H~~~~O~~~~E~~~~D~~~~E~~~~R~~~~P~~

  J   — — — —

— — — — —

— — — — —



## Ideas For Home:

Today your child learned that Jesus searches out and finds the lost souls much like a shepherd searches for a lost sheep.

1. Have your child finish coloring this book.
2. Help your child learn the *Memory Verse*.
3. Practice the *Bible Story Rhyme*.
4. Read and discuss the bible story with your child.
5. Talk about how it feels when something is lost and then found later.

### Bible Story Mini Book

# The Lost Sheep




*Luke 15:1-7*

Colored by: \_\_\_\_\_



Then the man carried his  
sheep back home to  
celebrate.



Jesus told a story about  
a man who had 100  
sheep, but one got lost.

## Memory Verse

“...The good shepherd lays down  
his life for the sheep.”

John 10:11

## Bible Story Rhyme

**Lost sheep, lost sheep,**

*(Hold right hand above eyes as if you are  
shielding your eyes from the sun)*

**Where did you go?**

*(Hold out hands with palms up and begin to  
shrug shoulders)*

**Jesus will find you,**

*(Touch right pointer finger to left palm and  
then left pointer finger to right palm)*

**I'm sure you know.**

*(Point to your head)*



The man left his 99  
sheep and went to look  
for his 1 lost sheep.

## Have You Ever Sinned?

The Bible teaches that we have *all* sinned and do not measure up to God's glory. It also teaches that the price for sin is death which separates us from God. But even though we are sinners, Christ died for us and paid the price for our sin. We just need to ask him to forgive us and receive his free gift of salvation. Just pray this prayer, with a sincere heart, and Jesus will forgive you of your sins. You will become a child of God and live with Him in heaven.

*“Dear Jesus,*

*Please forgive me for the bad things that I have done. Please come into my heart and be my Lord and savior. In your name I pray, Amen.”*



He was filled with joy  
when he found his lost  
sheep.

# THE LOST SHEEP

*Luke 15:1-7*

## PRESCHOOL GAME

**Supplies:** None

**Children will seek for lost sheep in this game that builds language and observation skills.**

**H**ave the children stand in a circle.

Say: Jesus is the Good Shepherd who knows each one of his sheep. When one is lost, he goes and finds it. I am going to pretend to be a shepherd, but I need someone to help me find my sheep.

Choose a child to stand with you in the center of the circle.

Say: I am going to describe my lost sheep to you. As soon as you think you know who it is, go and get the sheep and bring it to me.

Begin describing one of the other children. State the "sheep's" hair color, describe his or her clothes, and name any other distinctive characteristics. When your helper has correctly identified the child you were describing, direct the helper to stand in the circle and allow the sheep to be your new helper. Continue until all the children have been "found."

# THE LOST SHEEP

*Luke 15:1-7*

## PRESCHOOL BIBLE STORY RHYME



**Lost sheep, lost sheep,**

*(Hold right hand above eyes as if you are shielding your eyes from the sun)*

**Where did you go?**

*(Hold out hands with palms up and begin to shrug shoulders)*

**Jesus will find you,**

*(Touch right pointer finger to left palm and then left pointer finger to right palm)*

**I'm sure you know.**

*(Point to your head)*