

# THE GOOD SAMARITAN

*Luke 10:25-37*

## Luke 10

<sup>25</sup>On one occasion an expert in the law stood up to test Jesus. “Teacher,” he asked, “what must I do to inherit eternal life?”

<sup>26</sup>“What is written in the Law?” he replied. “How do you read it?”

<sup>27</sup>He answered: “‘Love the Lord your God with all your heart and with all your soul and with all your strength and with all your mind’ ; and, ‘Love your neighbor as yourself.’”

<sup>28</sup>“You have answered correctly,” Jesus replied. “Do this and you will live.”

<sup>29</sup>But he wanted to justify himself, so he asked Jesus, “And who is my neighbor?”

<sup>30</sup>In reply Jesus said: “A man was going down from Jerusalem to Jericho, when he fell into the hands of robbers. They stripped him of his clothes, beat him and went away, leaving him half dead. <sup>31</sup>A priest happened to be going down the same road, and when he saw the man, he passed by on the other side. <sup>32</sup>So too, a Levite, when he came to the place and saw him,

passed by on the other side. <sup>33</sup>But a Samaritan, as he traveled, came where the man was; and when he saw him, he took pity on him. <sup>34</sup>He went to him and bandaged his wounds, pouring on oil and wine. Then he put the man on his own donkey, took him to an inn and took care of him. <sup>35</sup>The next day he took out two silver coins and gave them to the innkeeper. ‘Look after him,’ he said, ‘and when I return, I will reimburse you for any extra expense you may have.’

<sup>36</sup>“Which of these three do you think was a neighbor to the man who fell into the hands of robbers?”

<sup>37</sup>The expert in the law replied, “The one who had mercy on him.”



# THE GOOD SAMARITAN

*Luke 10:25-37*

POSSIBLE POINTS	MY POINTS	QUESTIONS
5		1.) What did the expert in the law ask Jesus?
5		2.) The Bible says to love your neighbor. Who helped the neighbor in this story?
5		3.) How did the Samaritan help the half dead man?
5		4.) Why do you think Jesus told this story?

POSSIBLE POINTS	MY POINTS	MEMORY VERSE
10		<p>“The entire law is summed up in a single command:  “Love your neighbor as yourself.”</p> <p style="text-align: right;">Galatians 5:14</p>

POSSIBLE POINTS	MY POINTS	HOME CONNECTION	PARENT/GUARDIAN SIGNATURE
5		<i>I have read, or been read, the passage of scripture for this week.</i>	
5		<i>I have answered the questions aloud to an adult at home this week.</i>	
10		<i>I have recited the memory verse out loud to an adult at home this week.</i>	

TOTAL POINTS	CLUB CONNECTION
	LEADER'S SIGNATURE _____ DATE __/__/__

# THE GOOD SAMARITAN


*Luke 10:25-37*



Picture from *The Bible in Pictures for Little Eyes* by Kenneth N. Taylor. Moody Press: Copyright © 1956.

# THE GOOD SAMARITAN

*Luke 10:25-37*



*A man lays half dead while a priest and a Levite pass him by*

# THE GOOD SAMARITAN


*Luke 10:25-37*

## CRAFT/ACTIVITY: BANDAGES

Students will make “bandages” to remind them that the good Samaritan took care of a man who fell into the hands of robbers, lost his clothes, was beat up, and was left for dead. The Samaritan bandaged his wounds and saw to it that the man was well taken care of from that point on.

### MATERIALS

1. 67 Lb. White Cardstock
2. Bandage Pattern
3. Scissors
4. Crayons, Markers, or Colored Pencils
5. White Napkins or Paper Towels
6. Glue
7. Tape



### DIRECTIONS

1. Make copies of the “Bandage Pattern” for each student onto 67 lb cardstock.
2. Have students color the bandage and bandage wrapper with crayons, markers, or colored pencils.
3. Instruct students to cut the bandage along the solid black lines.
4. Have students cut out the bandage wrapper on the solid black lines and have them fold on the dotted lines.
5. Cut out a small square from a white napkin or paper towel.
6. Glue the napkin or paper towel to the center of the bandage.
7. Place the bandage inside the wrapper, fold the wrapper around the bandage, and glue or tape the wrapper shut at each of the three tabs.

### FOR DISCUSSION

As students are coloring their bandages, remind them that a neighbor is not just someone living next door. A neighbor is anyone around you. Help students generate a list of ways they can show love for others.

### TIME NEEDED TO COMPLETE:

Approximately 15 minutes

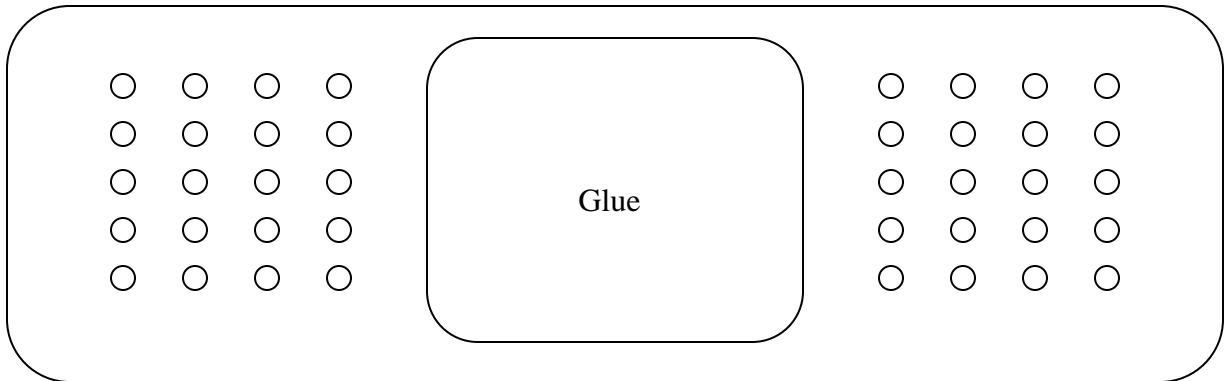
### MEMORY VERSE

*“The entire law is summed up in a single command: “Love your neighbor as yourself.” Galatians 5:14*

# THE GOOD SAMARITAN

*Luke 10:25-37*

## BANDAGE PATTERN




# THE GOOD SAMARITAN

## *Luke 10:25-37*

Read Luke 10:29-37 and answer the questions. Circle the letter of each correct answer. Find the spaces in section 1 that contain the same letter as the answer to the question #1, and color them in. Do the same with the other three sections.


1. A man was going to Jericho when he fell into whose hands?  
**a.** hermits                      **b.** robbers                      **c.** soldiers
2. A priest passed by the man. Who else passed by?  
**a.** a merchant                      **b.** a Jew                      **c.** a Levite
3. Who took pity on the man?  
**a.** a Samaritan                      **b.** an innkeeper                      **c.** the governor
4. Which of the three was a neighbor to the hurt man?  
**a.** the priest                      **b.** the Levite                      **c.** the Samaritan



# THE BIBLE TIMES HERALD

A SPECIAL REPORT ON LUKE 10:25-37

## THE GOOD SAMARITAN



An expert in the law tried to test Jesus by asking, “What must I do to inherit eternal life?”

Jesus asked the expert what the law said. The expert said, “Love the Lord your God with all your heart,

strength, and mind and love your neighbor as yourself. Jesus replied, “You have answered correctly. Do this and you will live.”

The expert in the law wanted to justify himself so he asked, “Who is my neighbor?”

Jesus told the expert a story about a man who fell into the hands of robbers. They stripped him of his clothes and beat him up and went away leaving him half dead. Both a priest and a Levite just walked past the hurt man. But a Samaritan took pity on the man and bandaged his wounds. The Samaritan put the man on his own donkey and took the man to an inn and took care of him. The next day he gave the innkeeper two silver coins to look after the man.

Then Jesus asked the expert in the law, “Which of these three was a neighbor to the man who got hurt?”

The expert in the law replied, “The one who had mercy on him.”

For more details, please read Luke 10:25-37 in your Bible.


## QUESTIONS

1. What did the expert in the law ask Jesus?
2. The Bible says to love your neighbor. Who helped the neighbor in this story?
3. How did the Samaritan help the half dead man?
4. Why do you think Jesus told this story?

## MEMORY VERSE

“The entire law is summed up in a single command: “Love your neighbor as yourself.” Galatians 5:14

## DRAW A PICTURE OF THE HURT MAN



## Ideas For Home:

Today your child learned that anyone is our neighbor. We should love our neighbors as ourselves.

1. Have your child finish coloring this book.
2. Help your child learn the *Memory Verse*.
3. Practice the *Bible Story Rhyme*.
4. Read and discuss the bible story with your child.
5. Discuss with your child how we should be loving toward others.

Bible Story Mini Book

# The Good Samaritan



*Luke 10:25-37*

Colored by: \_\_\_\_\_



The Samaritan even paid for him to stay in an inn. We should be like the Samaritan and help others.



As a man was traveling, some men beat him up and left him almost dead.

## Memory Verse

“...Love your neighbor as yourself.” Galatians 5:14

## Bible Story Rhyme

**A man was hurt,**  
*(Grab left shoulder with right hand)*

**And left on the road.**  
*(Point to the ground)*

**A Samaritan stopped,**  
*(Put up right hand as if stopping traffic)*

**And his love he showed.**  
*(Cross arms over heart)*



A priest and a Levite  
both passed by without  
helping the hurt man.

## Have You Ever Sinned?

The Bible teaches that we have *all* sinned and do not measure up to God's glory. It also teaches that the price for sin is death which separates us from God. But even though we are sinners, Christ died for us and paid the price for our sin. We just need to ask him to forgive us and receive his free gift of salvation. Just pray this prayer, with a sincere heart, and Jesus will forgive you of your sins. You will become a child of God and live with Him in heaven.

*"Dear Jesus,*

*Please forgive me for the bad things that I have done. Please come into my heart and be my Lord and savior. In your name I pray, Amen."*



A Samaritan stopped to  
help the hurt man.

# THE GOOD SAMARITAN

*Luke 10:25-37*

**Supplies:** Adhesive bandages (with the outer wrapping removed), similar-sized rectangles of construction paper, a large stuffed animal or doll, and a brown-paper bag

**Children will be helpers in this game  
based on the story of the Good Samaritan.**

**P**lace the bandages and the construction paper rectangles in the brown-paper bag, and shake it to distribute the items evenly. Place the large doll or stuffed animal in the middle of your play area.

Gather the children on one side of the play area. Say: **This animal will be the hurt man from our Bible story. I'll come around with this bag, and you'll each get a chance to reach in and take something out. If you take out a piece of paper, you'll just walk by our hurt man so that you can get to the other side of the room quickly. If you pull out a bandage, you'll stop and put it on our hurt man before you continue to the other side of the room, just as the Samaritan stopped to help the man in our story.**

Let the kids each select an item from the bag one at a time and walk to the other side. Play the game several times. Make sure that every child has had at least one bandage to place. If a child hasn't placed a bandage, make sure to give him or her one. Ask: **Did you think it was better to put the bandage on or to just walk by?** Say: **I'm proud of each of you for taking the time to be a helper.**

# THE GOOD SAMARITAN

*Luke 10:25-37*

## PRESCHOOL BIBLE STORY RHYME



**A man was hurt,**  
*(Grab left shoulder with right hand)*

**And left on the road.**  
*(Point to the ground)*

**A Samaritan stopped,**  
*(Put up right hand as if stopping traffic)*

**And his love he showed.**  
*(Cross arms over heart)*