

THE TEN COMMANDMENTS

Exodus 20:1-17

Exodus 20

¹And God spoke all these words:

²“I am the Lord your God, who brought you out of Egypt, out of the land of slavery.

³“You shall have no other gods before me.

⁴“You shall not make for yourself an idol in the form of anything in heaven above or on the earth beneath or in the waters below.

⁵You shall not bow down to them or worship them; for I, the Lord your God, am a jealous God, punishing the children for the sin of the fathers to the third and fourth generation of those who hate me, ⁶but showing love to a thousand generations of those who love me and keep my commandments.

⁷“You shall not misuse the name of the Lord your God, for the Lord will not hold anyone guiltless who misuses his name.

⁸“Remember the Sabbath day by keeping it holy. ⁹Six days you shall labor and do all your work, ¹⁰but the seventh day is a Sabbath to the Lord your God.

On it you shall not do any work, neither you, nor your son or daughter, nor your manservant or maidservant, nor your animals, nor the alien within your gates. ¹¹For in six days the Lord made the heavens and the earth, the sea, and all that is in them, but he rested on the seventh day. Therefore the Lord blessed the Sabbath day and made it holy.

¹²“Honor your father and your mother, so that you may live long in the land the Lord your God is giving you.

¹³“You shall not murder.

¹⁴“You shall not commit adultery.

¹⁵“You shall not steal.

¹⁶“You shall not give false testimony against your neighbor.

¹⁷“You shall not covet your neighbor’s house. You shall not covet your neighbor’s wife, or his manservant or maidservant, his ox or donkey, or anything that belongs to your neighbor.”

THE TEN COMMANDMENTS

Exodus 20:1-17

| POSSIBLE POINTS | MY POINTS | QUESTIONS |
|-----------------|-----------|---|
| 5 | | 1.) Name five of the ten commandments. |
| 5 | | 2.) Explain what three of the commandments mean to you. |
| 5 | | 3.) Why does God give us “rules” to live by? |
| 5 | | 4.) Why do you think we should obey the commands that God gives us? |


| POSSIBLE POINTS | MY POINTS | MEMORY VERSE |
|-----------------|-----------|--|
| 10 | | “For all have sinned and come short of the glory of God.” Romans 3:23 |

| POSSIBLE POINTS | MY POINTS | HOME CONNECTION | PARENT/GUARDIAN SIGNATURE |
|-----------------|-----------|--|---------------------------|
| 5 | | <i>I have read, or been read, the passage of scripture for this week.</i> | |
| 5 | | <i>I have answered the questions aloud to an adult at home this week.</i> | |
| 10 | | <i>I have recited the memory verse out loud to an adult at home this week.</i> | |

| TOTAL POINTS | CLUB CONNECTION |
|--------------|--|
| | LEADER’S SIGNATURE _____ DATE ____/____/____ |

THE TEN COMMANDMENTS

Exodus 20:1-17



Picture from *The Bible in Pictures for Little Eyes* by Kenneth N. Taylor. Moody Press: Copyright © 1956.

THE TEN COMMANDMENTS

Exodus 20:1-17



God gave Moses 10 commandments to share with the Israelites

THE TEN COMMANDMENTS

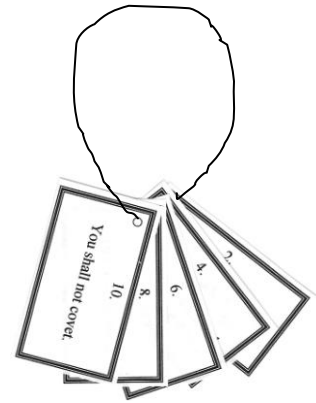
Exodus 20:1-17

CRAFT/ACTIVITY: NECKLACES

Students will make a necklace with the ten commandments to remind them that God gave these words to his people.

MATERIALS

1. 67 Lb. White Cardstock
2. Necklace Pattern
3. Scissors
4. Yarn (3 foot pieces)
5. Tape
6. Hole Punch
7. Fruit Ring Cereal



DIRECTIONS

1. Make a copy of the necklace pattern onto 67 lb. cardstock for each student.
2. Have students cut out the ten commandments.
3. Punch holes in the top left corners of each commandment with a hole punch.
4. Have students string each commandment between two pieces of fruit cereal.
5. Tie the two ends of the string together.
6. *Hint: On one end of each of the pieces of yarn, put a small piece of tape around the end to keep the yarn from fraying when stringing the fruit cereal and the ten commandments.*

FOR DISCUSSION

As students are cutting out the ten commandments, discuss what each one means in terms that students would understand. Relate each commandment to the students' own lives. Help them recognize that it is impossible to keep the commandments on their own. We all need God's help. Our memory verse tells us that we are all sinners and we don't measure up to God's glory. Fortunately, God sent his son to die on the cross to take our sin upon himself.

TIME NEEDED TO COMPLETE:

Approximately 15 minutes

MEMORY VERSE

*"For all have sinned and come short of the glory of God."
Romans 3:23*

THE TEN COMMANDMENTS

Exodus 20:1-17

NECKLACE PATTERN

☐

1.

You shall have no other
gods before me.

☐

2.

You shall not make for
yourself an idol.

☐

3.

You shall not misuse the
name of the Lord your
God.

☐

4.

Remember the Sabbath
day by keeping it holy.

☐

5.

Honor your father and
your mother.

☐

6.

You shall not murder.

☐

7.

You shall not commit
adultery.

☐

8.

You shall not steal.

☐

9.

You shall not give false
testimony against your
neighbor.

☐

10.

You shall not covet.

THE TEN COMMANDMENTS

Exodus 20:1-17

God's laws were first written in stone for the Israelites and they are still "in stone" or unchanged for us today. God's laws are for all people forever! Connect the dots below to see what God wrote his laws on. Then use the code to fill in the letters missing from the laws.



A



E



I



O



U

6. H _ N _ R G _ D

5.

M _ K _ N _
D _ L S

4.

H _ N _ R G _ D'S
N _ M _

3.

K _ P H _ S
D _ Y H _ L Y

2.

H _ N _ R Y _ R
P _ R _ N T S

7.

8. .19

9..20

.10

.11

1..12

.18

D _ N _ T .17

M _ R D _ R

.16

B _

F _ T H F _ L

.15

D _ N _ T

S T _ L

D _ N _ T L _ .14

D _ N _ T

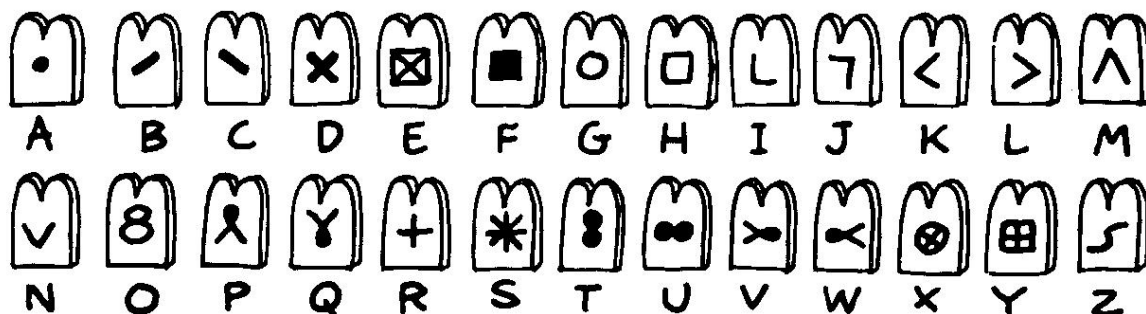
C _ V _ T

.13

THE TEN COMMANDMENTS

Exodus 20:1-17

Use the code to find the missing word in each of the Ten Commandments. Then read about the Commandments in Exodus 20:1-17.



1. You shall have no other
before me. O 8 X *

2. You shall not make or worship
L X 8 > *

3. You shall not misuse God's
V . ^ □

4. Remember the day by
keeping it holy. * . / / . : □

5. your father and mother.
□ 8 V 8 +

6. You shall not
^ ∞ + X □ +

7. You shall not commit
. X ∞ > : □ + □

8. You shall not
* : □ . >

9. You shall not give testimony.
■ . > * □

10. You shall not
\ 8 X □ :

THE BIBLE TIMES HERALD

A SPECIAL REPORT ON EXODUS 20:1-17

THE TEN COMMANDMENTS



The Israelites were waiting for Moses to come down from the top of Mount Sinai. Moses was on top of the mountain listening to what God wanted him

to share with the people.

God told Moses ten commandments that he wanted the Israelites to follow. The commandments are like rules for God's people. The ten commandments are:

1. Do not worship any other god.
2. Do not worship idols.
3. Do not misuse the Lord's name.
4. Keep the Sabbath day holy.
5. Honor your father and mother.
6. Do not murder.
7. Do not commit adultery.
8. Do not steal.
9. Do not lie.
10. Do not covet.

For additional details about this story, please read Exodus 20:1-17 in your Bible.

QUESTIONS

1. Name four of the commandments.
2. Explain what three of the commandments mean.
3. What does the memory verse mean?
4. Why do you think the Lord gave Moses these commandments?

MEMORY VERSE

“For all have sinned and come short of the glory of God.”

Romans 3:23

FINISH THE PICTURE



Ideas For Home:

Today your child learned how God shared the 10 commandments with Moses.

1. Have your child finish coloring this book.
2. Help your child learn the *Memory Verse*.
3. Practice the *Bible Story Rhyme*.
4. Read and discuss the bible story with your child.
5. Discuss how following God's rules pleases him.


Bible Story Mini Book

The 10 Commandments



Exodus 20:1-17

Colored by: _____



God made more stone tablets for Moses to share with the people.



Moses went up the mountain. God gave Moses ten rules for the people to follow.

Memory Verse

“...all have sinned...”

Romans 3:23

Bible Story Rhyme

Up the mountain Moses went,

(Lift left arm up at an angle while using your right pointer and ring finger to “walk” up your left arm)

Ten new rules the Lord God sent.

(Hold up ten fingers)

They were written on the stone,

(Hold up left hand and “write” on your palm with right pointer finger)

The ten commandments are well known.

(Point to your head with your pointer finger)



Moses came down the
mountain to tell the people
what God wanted from
them.

Have You Ever Sinned?

The Bible teaches that we have *all* sinned and do not measure up to God's glory. It also teaches that the price for sin is death which separates us from God. But even though we are sinners, Christ died for us and paid the price for our sin. We just need to ask him to forgive us and receive his free gift of salvation. Just pray this prayer, with a sincere heart, and Jesus will forgive you of your sins. You will become a child of God and live with Him in heaven.

“Dear Jesus,

Please forgive me for the bad things that I have done. Please come into my heart and be my Lord and savior. In your name I pray, Amen.”



Moses was angry when he saw the people sinning. He threw down the stone tablets.

THE TEN COMMANDMENTS

Exodus 20:1-17

PRESCHOOL GAME

Supplies: A stack of index cards and several pillows

Children will climb the mountain and get the commandments to take back to the children of Israel.

Stack the pillows on one side of the play area. Have the children stand on the other side. Say: **In our Bible story, Moses left the children of Israel and climbed a mountain where God gave him two tablets with commandments written on them. Each of you will get a chance to climb the pillow mountain, and I will hand you two cards, like the tablets with the commandments written on them that God gave to Moses. All the children of Israel on the other side of the room will count the commandments with me. Then Moses will run back to the children of Israel and tap the next person to come and get some cards.**

Play until each child has had a turn. Then teach children the following chant:

1, 2, 3, 4, 5 (*tap the first card once for each number*),
6, 7, 8, 9, 10. (*Tap the second card once for each number.*)
God gave these commandments
To all women and men!

THE TEN COMMANDMENTS

Exodus 20:1-17

PRESCHOOL BIBLE STORY RHYME



Up the mountain Moses went,

(Lift left arm up at an angle while using your right pointer and ring finger to “walk” up your left arm)

Ten new rules the Lord God sent.

(Hold up ten fingers)

They were written on the stone,

(Hold up left hand and “write” on your palm with right pointer finger)

The ten commandments are well known.

(Point to your head with your pointer finger)